





















Start...



Recognising Numbers

1 To 20



Adult supervision needed with scissors and glue.

You will need:

- A pair of scissors
- Glue

Instructions:

You will have a racing grid with empty squares from start to finish. You will also have 20 squares each with a different number inside. The aim is to recognise the numbers from 1 to 20 and put them in the correct order on the racing grid.

Top Tip:

If your able to laminate the racing grid and number squares, you can use blue tac and re-use as many times as you like!

Cut out each square. Place each number into the correct order on the racing grid!

2

5

7

3

15

1

12

8

13

16

4

11

20

6

17

9

14

10

18

19